

SOLOMON ISLANDS



538,000 Population (2010)
679 million USD GDP (2010)
1,261 USD GDP per capita (2010)

FIGURE 1: GDP PER CAPITA FOR 2010

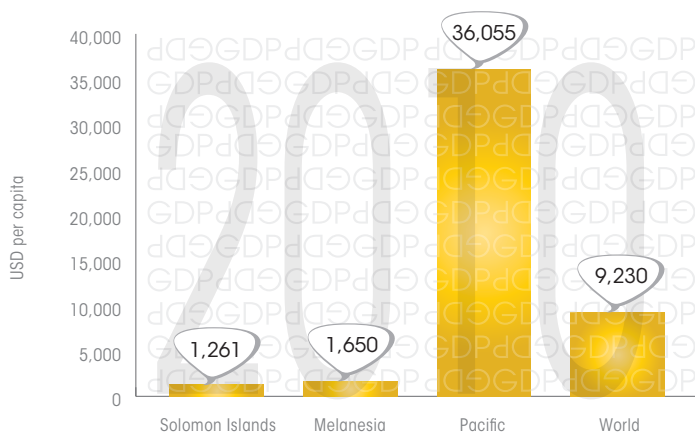
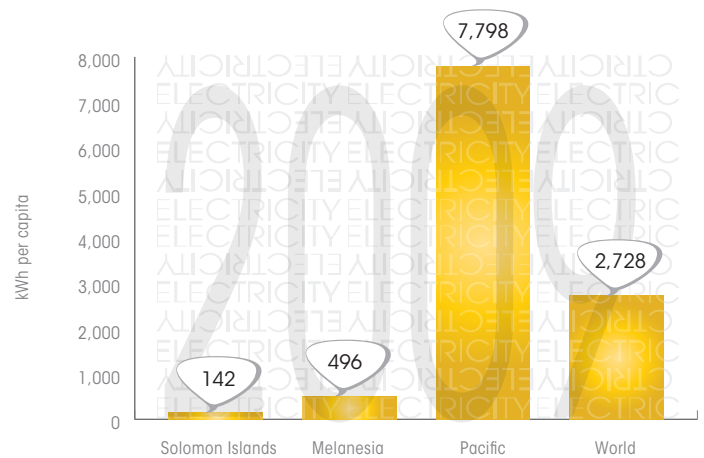


FIGURE 2: ELECTRICITY USE PER CAPITA FOR 2009



Melanesia includes Fiji, Papua New Guinea, the Solomon Islands and Vanuatu.

The Pacific includes Australia, the Cook Islands, Fiji, Kiribati, the Marshall Islands, the Federated States of Micronesia, Nauru, New Zealand, Niue, Palau, Papua New Guinea, Samoa, the Solomon Islands, Tonga, Tuvalu and Vanuatu.

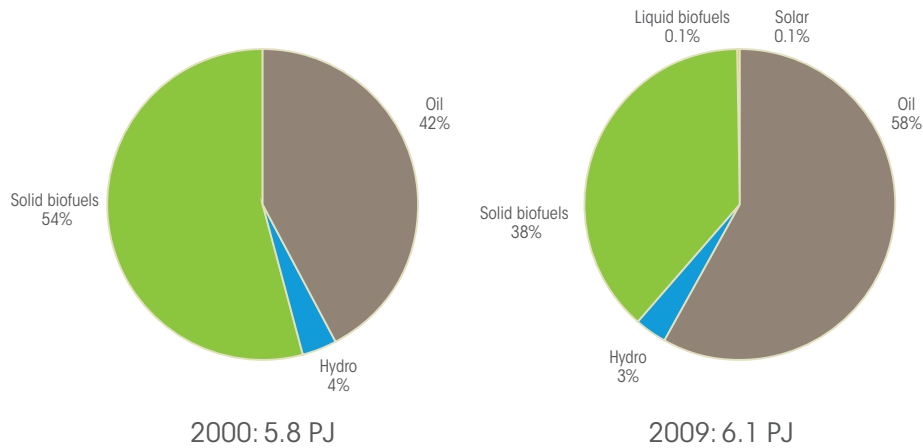
ENERGY NATIONAL PROFILE 2009

- Total Primary Energy Supply: 6.1 PJ – Of which renewables: 3.4 PJ (54.5%)
- Energy self-sufficiency: 54.5%
- Fuel imports: 99 million USD (24.4% of total imports)
- Electricity generation: 84.3 GWh – Of which renewables: 0.6 GWh (0.7%)
- Electricity use per capita: 142 kWh
- Electrical capacity: 36.1 MW – Of which renewables: 0.1 MW (0.3%)
- Electricity access rate: 15.0%
- Share of population using solid fuels: 92%

TARGETS:

- 50% of electricity generation from renewables by 2015

FIGURE 3: TOTAL PRIMARY ENERGY SUPPLY* IN 2000 AND 2009



*excluding electricity trade

POLICIES IN PLACE TO PROMOTE RENEWABLE ENERGY SINCE THE RIO CONFERENCE OF 1992

NATIONAL ENERGY POLICY
2006

WORLD BANK EASE OF DOING BUSINESS INDEX FOR 2012: Ranked 74 out of 183

RENEWABLE ENERGY PROJECTS FROM THE GOVERNMENT AND PRIVATE SECTORS:

- No information available

NUMBER OF REGISTERED CLEAN DEVELOPMENT MECHANISM PROJECTS FOCUSING ON RENEWABLE ENERGY: 0

RENEWABLE ENERGY RESOURCES: ● High ● Medium ● Low ● Unknown ✕ Not applicable

Wind ● Solar ● Hydro ● Biomass ● Geothermal ● Ocean ●

Note: The information on resources should be taken as an indication only. It refers to a general trend of available resources, and does not pre-judge the feasibility of individual projects. The thresholds are indicative, and do not refer to any technological choice. The analysis is based on the literature.

Sources: Population and GDP: World Bank; Energy data: IEA, IRENA analysis based on UN data; Share of fuel imports in total imports: World Trade Organisation; Electrical capacity: IEA, EIA; Electricity access rate: World Energy Outlook 2011 database (IEA); Share of population using solid fuels: World Health Organisation; Targets: REN21, IRENA; Policy/legislation: IEA, Reegle, IRENA research; Ease of doing business index: World Bank; Renewable energy projects: Bloomberg New Energy Finance, IRENA research; Clean Development Mechanism projects: UNFCCC; Renewable energy resources: IRENA analysis.

Units: USD: United States dollar; kWh: kilowatt-hour; GWh: gigawatt-hour (1 GWh=10⁶ kWh); TWh: terawatt-hour (1 TWh=10³ GWh); PJ: petajoule; MW: megawatt; GW: gigawatt (1 GW=10³ MW). Please also refer to the glossary for explanations on the terms used in the country profile.